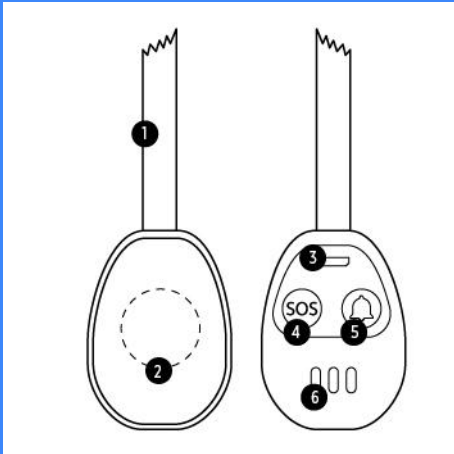


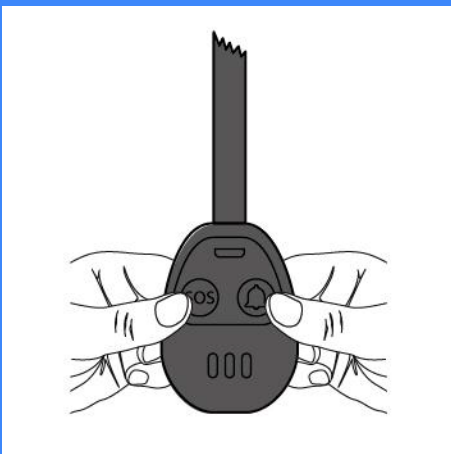
Cathy Protection charm



1. Leather strap
2. LED indication light
3. Micro USB port
4. SOS button
5. Buzzer button
6. Speaker for the Buzzer

1) Power On and Off


Press both the SOS and buzzer button together for several seconds, when hearing “DiDi” the power is on. When pressing both buttons again for several seconds the power goes off.



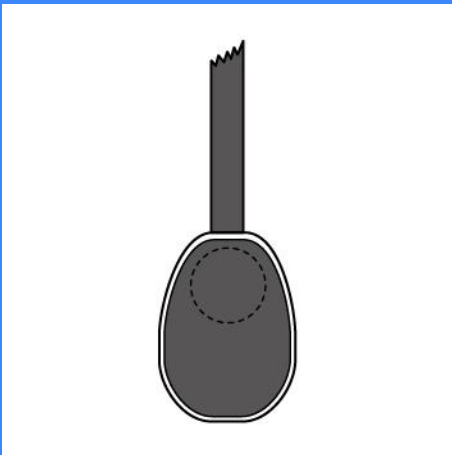
2) Bluetooth connection

When the blue light is blinking, the device is waiting to be paired with your mobile device.

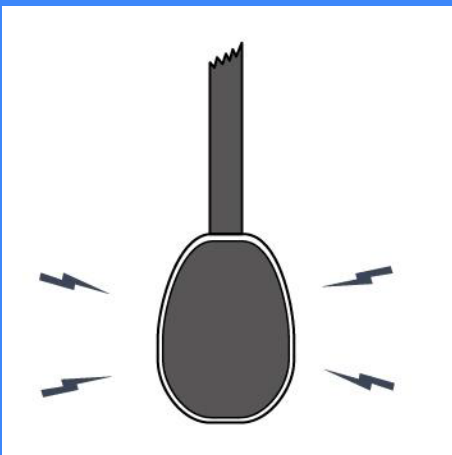
The blinking light will visible for 5 minutes.



When the blue light is off, the device is paired.




When the device gets disconnected, you will keep hearing the “Di-Di” sound with short poses of several seconds to remind you of this.



When you are not sure if your device is connected or disconnected, press the buzzer button once.

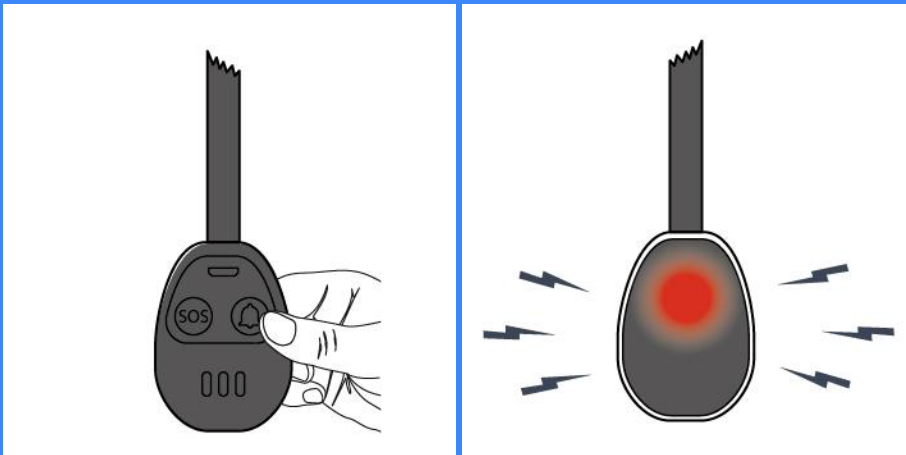
If the device then shows a blue light it means that the Bluetooth connection is still active.



3) Buzzer alarm

Double click the buzzer button to trigger a loud alarm. You will hear the buzzer go off and a red light will be blinking on the charm. When double clicking the buzzer button again, the alarm will be turned off.

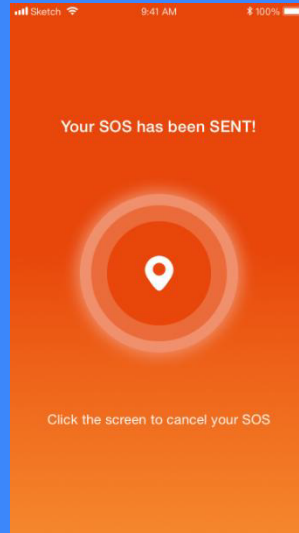
This alarm will not be send to your contacts.



4) Send SOS

Double click the SOS button to trigger the silent alarm. An SMS and emergency phone call will be triggered and send to your emergency contacts.

The phone call is to indicate that there is an emergency and that the SMS needs to be checked. The SMS will indicate your location through a google maps link.



5) Cancel SOS


If you want to cancel your SOS alert, you can do so by clicking on the SOS screen within the APP and entering your preset 4 digit PIN code. This to make sure that it is you cancelling the alert.

If there are no further actions the SOS will be automatically cancelled after 24 hours.

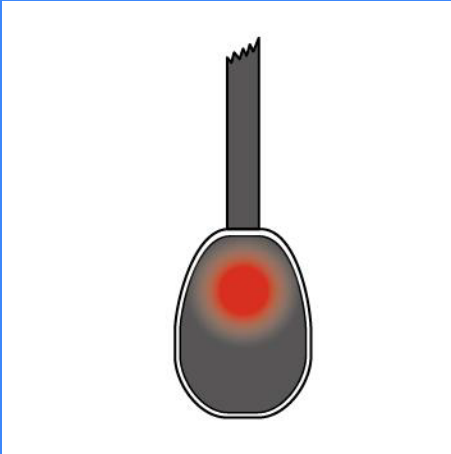


6) LED indication lights

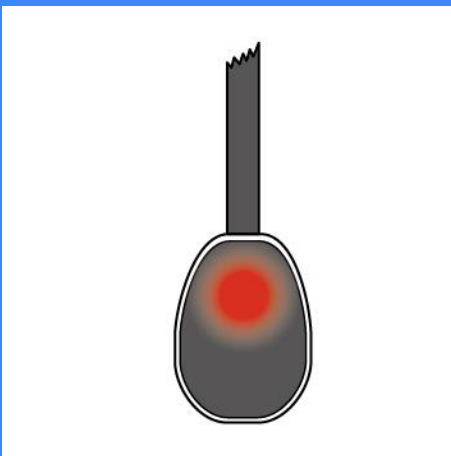
When the blue LED light blinks, the Charm is waiting for pairing.




When the loud alarm is active, a red LED light will blink in high frequency on the charm.



When sending a silent SOS alert has failed or during battery charging, a red LED light is on.



When sending a silent SOS alert has been successful, a green LED light will be visible.



7) Low battery reminder and battery charging

When the battery of the charm is low the red LED light will be slowly blinking.

Meanwhile your phone will also receive a low battery notification.

When you are charging the charm; the red light is on, when the battery is full; the red light will be off.

